



Cmos Sensor 30 Fps Lab Handheld Digital Microscopes

Our Product Introduction

Basic Information

- Place of Origin: China
- Brand Name: CNOEC, OPTO-EDU
- Certification: CE, Rohs
- Model Number: A33.5121-TH
- Minimum Order Quantity: 1 pc
- Price: FOB \$1~1000, Depend on Order Quantity
- Packaging Details: Carton Packing, For Export Transportation
- Delivery Time: 5~20 Days
- Payment Terms: T/T, West Union, Paypal
- Supply Ability: 5000 pcs/ Month



Product Specification

- Function: Lab Handheld Digital Microscopes
- Head: Teaching Head, 45°+90° Inclined, 360° Rotatable
- LCD Camera: 7" IPS LCD Screen Resolution 800x480
- Sensor: 1/2.75" CMOS
- Resolution: 2.0M 1920x1080p, With 0.3x C-Mount
- Pixel Size: 2.8x2.8um
- Frame Rate: 30 Fps
- Output: USB 2.0, Output To LCD, PC Or Mobile Phone
- Power: DC5V/2A, Power Port 3.5/1.35 DC
- Storage: Micro SD Card Slot, Support Class 10 Max 32G
- PC Software: CD With Measuring Software Strange View, Support Win/iMac Computer, Support Language Chinese, English, Russia, Ukrian
- LCD Menu: One Key Switch Image From Main Camera



for more products please visit us on cnoec.com

Product Description

7" LCD Biological Dual Lens Digital Microscope, 2.0M, Teaching Head Teaching Head

Dual Optical System: 7"/9" LCD Digital Camera + USB Portable Digital Microscope

Total Magnification 40x-1000x Achromatic Optical System

Double Layer Mechanical Stage 115x125mm With Abbe N.A.1.25 Condenser

Coaxial Coarse & Fine Focusing Knob LED Light Source Brightness Adjustable

With 10 Prepared Slides, With Experiment Kit, Pack In Hand Carry Case+Carton

A33.5121 7" LCD Biological + USB Portable Dual Lens Digital Microscope, 5.0M		-M	-MH	-T	-TH
Head	Teaching Head, 45°+90° Inclined, 360° Rotatable	o	o		
	Binocular Head, 30° Inclined, 360° Rotatable				
	Trinocular Head, 30° Inclined, 360° Rotatable			o	o
LCD Camera	7" IPS LCD Screen Resolution 800x480				
Sensor	1/2.75" CMOS				
Resolution	2.0M 1920x1080p, With 0.3x C-Mount				
Pixel Size	2.8x2.8um				
Frame Rate	30 fps				
Output	USB 2.0, Output to LCD, PC or Mobile Phone				
Power	DC5V/2A, Power Port 3.5/1.35 DC				
Storage	Micro SD Card Slot, Support Class 10 Max 32G				
LCD Menu	One Key Switch Image From Main Camera & Hand-held Camera				
	One Key Take Photo, Video, Record, Save to SD Card				
	Set Color, Contrast, White Balance Auto/Manual Adjust				
	Set Photo/ Video Resolution Adjust, Mic On/Off to Record Voice With Video				
	Set Date, Time				
	Choose Language: Chinese, Traditional Chinese, English, Japanese, France, Germany, Korea, Russia, Italy, Portuguese, Spanish, Arabic				
PC Software	CD With Measuring Software Strange View, Support Win/iMac Computer, Support Language Chinese, English, Russia, Ukrian				
	Hand-held	USB Portable Digital Microscope 1.3M, 1.5x-25x	-	o	-
Eyepiece	WF10x, WF16x				
Nosepiece	Quadruple Nosepiece, Ball Bearing Inner Locating				
Objective	Achromatic 4x,10x,40x(s), 100x(s, oil)				
Working Stage	Double Layer Mechanical Stage 115*125mm				
Focusing	Coaxial Coarse & Fine Focus Knob, Coarse Focusing Range 20mm				
Condenser	Abbe Condenser N.A.1.25, With Iris Diaphragm Filter				
Light Source	LED, Brightness Adjustable				
Accessory	Prepared Slide 10pcs in Box,				
	Experiment Kit,				
	Mobile Phone Connector				
	Power Adapter				
	Power Cord USB Cable Software CD				
Packing	Hand Carry Box + Master Carton				

Our Product Introduction

for more products please visit us on cnoec.com



OPTO-EDU (BEIJING) CO., LTD.


F-1501 Wanda Plaza, No.18 Shijingshan Road, Beijing 100043, China
Tel: +8610 88696020, E-mail: sale@cnoec.com

A33.5121

9" LCD Biological + USB Portable Dual Lens Digital Microscope, 5.0M

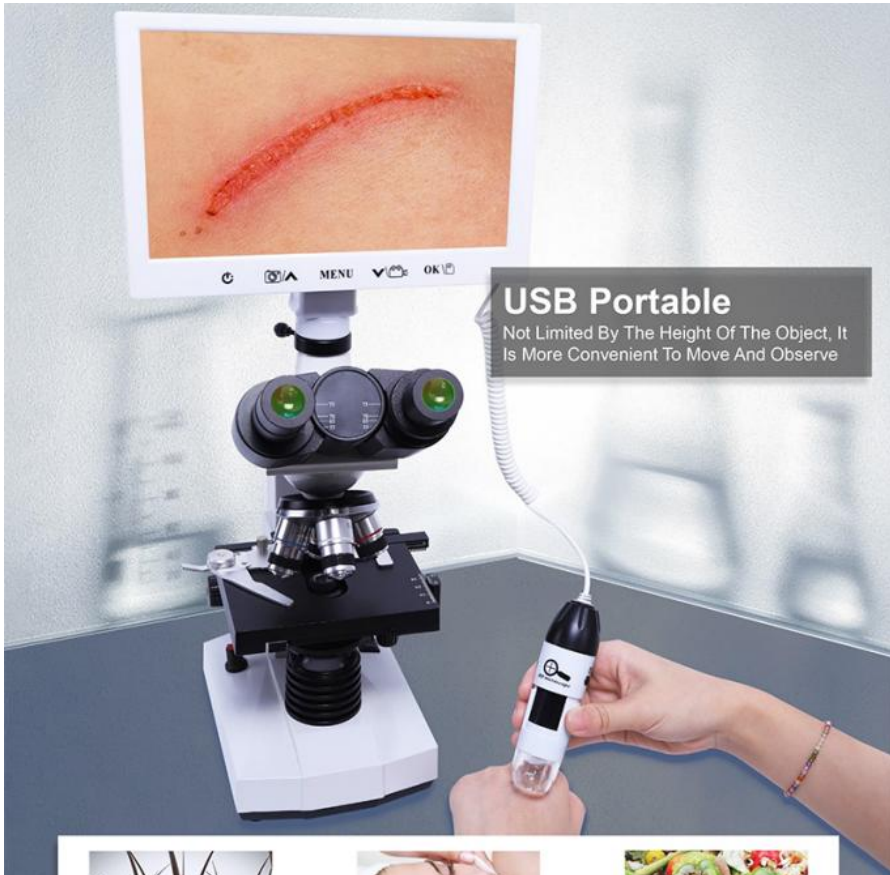




9" LCD Touch Button







Switch On And Off, Recording And Recording, Taking Photo And Entering The Album





USB Portable

Not Limited By The Height Of The Object, It Is More Convenient To Move And Observe

 <p>Hair Follicle</p>	 <p>Skin Hygiene</p>	 <p>Spoilage Of Fruits & Vegetables</p>
 <p>Animal & Plant Epidermis</p>	 <p>Antique Jade</p>	 <p>Metal Circuit</p>



View on Mobile Phone

Real-time Network Sharing Of Images On Mobile Phones Support Android & HarmonyOS System



Seidentopf Trinocular Head

With Wide-angle Eyepiece, Adjustable Interpupillary Distance, Adjustable Refraction



Excellent Optical Lens

Ultra-clear Focusing System Increase The Image Quality & Supply Wide Field Of View





Achromatic Objective

4x, 10x, 40x, 100x Objective Lens

Mechanical Stage

Double Layer Working Stage With Slide Holder,
Size 115x125mm



LED Illumination

Using High-power LED Light Source,
Equipped With Double Lens + Abbe
Condenser Design, The Light Source
Is Both Focused And Symmetrical



Abbe Condenser



Adjustable Diopter



Coaxial Coarse & Fine Focus



Quadruple Nosepiece



Hand-held



9" LCD Screen



Wide Field Eyepiece



Double Layer Mechanical Stage



Double Layer LED Illumination



Beauty Skin Care

Skin Texture, Mites, Heavy Metals, Mineral Oil



Aquaculture

Germs, Algae, Parasites, Water Quality



Pet Hospital

Canine Parvovirus, Germs, Parasites



Biological test

Biochemical Test Research Composition, Deterioration



Inspection And Quarantine

Virus, Hygiene



Institutions Of Higher Learning

Research, Teaching, Experiment



A33.5121-M

Teaching, 45° +90° Inclined



A33.5121-MH

Trinocular, 30° Inclined, USB Portable



A33.5121-T

Teaching Head 45° +90° Inclined



A33.5121-TH

Trinocular, 30° Inclined , USB Portable



Opto-Edu (Beijing) Co., Ltd.

☎ 0086 13911110627

✉ sale@optoedu.com

🌐 cnoec.com

F-1501 Wanda Plaza, No. 18 Shijingshan Road, Beijing 100043, China